



iNCMS-R7

- I/P based System

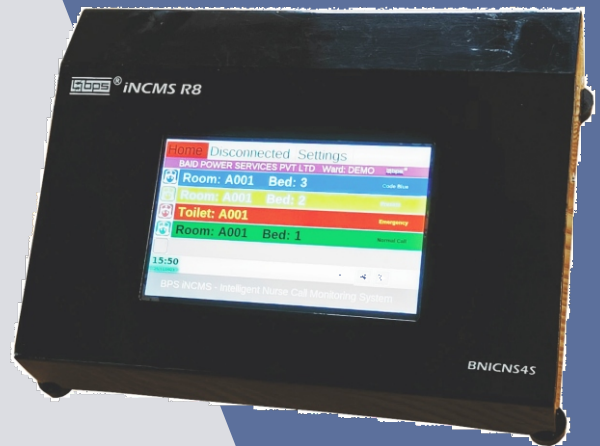
**Intelligent I/P based
Advanced Nurse Call
Monitoring System
as per DIN VDE 0834
and latest guidelines**

iNCMS-R7w

- Wireless WiFi Based

iNCMS-R8

- interactive
touch screen



Bring accountability to the system with data

Introducing a data-driven approach to healthcare management brings a heightened level of accountability to the entire system.

Ideally Suited for:

Premier Hospitals, medical facility, Leading healthcare institution, Super-speciality hospitals, care homes for the senior citizens, care institutions, forensic clinics who care for their patients.



Why Nurse Call System ?

Healthcare industry is facing challenge now how to cope-up with ever increasing patient numbers verses rising operational costs and tight budgets?

Governments are changing the regulatory framework of the healthcare industry, leading to a growth in consumer-driven healthcare where patients are viewed as customers.

both efficiency and productivity. Human resources have to be utilized in a way that optimally balances costs to the provider and benefits to the patient.

Hospitals need to improve their service to patient for safety and quality of care for greater satisfaction. This can only be achieved by improvement of information flows at the right time and securely to reduce waiting and treatment times.

I/P based Advanced Nurse Call Monitoring System as per DIN VDE 0834

Intelligent Nurse Call Monitoring System is result of incorporation of many suggestions and feedbacks received from our clients of different series of NCMS introduced earlier.

This system is designed to meet specification requirements of DIN VDE 0834. This is advanced nurse call station, combining sophisticated communication system, hardware and software with simple and easily customizable features required for day to day operations of modern healthcare facilities.

control and monitoring devices. It is easy to use and made to suit unique requirement of Indian Hospitals.

iNCMS R7w:

is based on WiFi technology, All points are connected through WiFi based router.

iNCMS R8:

is equipped with interactive touch controls at nurse station with bright colour touch screen for easy identification of call type and acknowledge features.

Features and Highlights

● **IP based:**

Accessible from remote location, user configurable IP address, can be connected to existing LAN system, can also be connected to cloud.

● **Dynamic and Configurable:**

Room No. and Bed No. user configurable with proper user id and pass word, flexible to accommodate additional bed, rooms, toilets etc.

● **Call and Reset History records:**

Realtime recording of call and attend times room/ward wise, nurse station wise.

● **MIS Reports and analytics:**

Hospital wide central data records can be viewed exported to excel analyzed and printed. Reports can be generated in respect of ward, room number, call type, call delay etc. Pie charts can also be generated using the data for easy analysis.

● **Code blue facility:**

Hidden code blue button to ensure no miss use, indication at Nurse Station, Bed side call, Door display, audio acoustic alarm at Nurse Station.

● **Optional SMS facility:**

SMS can be sent to three preset numbers in case

● **Automatic error detection technology:**

Any fault immediately detects and displays the status.

● **Automatic call priority identification:**

Normal call from bed, emergency call from Bathroom, code blue- generated by nursing staff, automatic transfer of non attended call transfer to Emergency Calls.

● **Non attendance alarm:**

Configurable time for regular attendance and alarm, auto transfer of normal to Emergency in case of non-attendance.

● **Standard installation modules:**

Bed side call unit, door display unit, emergency re-set unit, shower pull cord, toilet emergency unit- all mountable in standard 4 module JB.

● **Four color corridor Indicator**

● **Built in UPS and low voltage operation**

Nurse station server includes UPS in iNCMSR7/ R7v

● **WiFi Based wireless model iNCMSR7w**

● **Interactive touch controls at Nurse Station for easy call identification model iNCMSR8**



Nurse Station Display Unit



Bedside Call Unit



Shower Pull Cord



Corridor Lamp Unit



Handset Unit

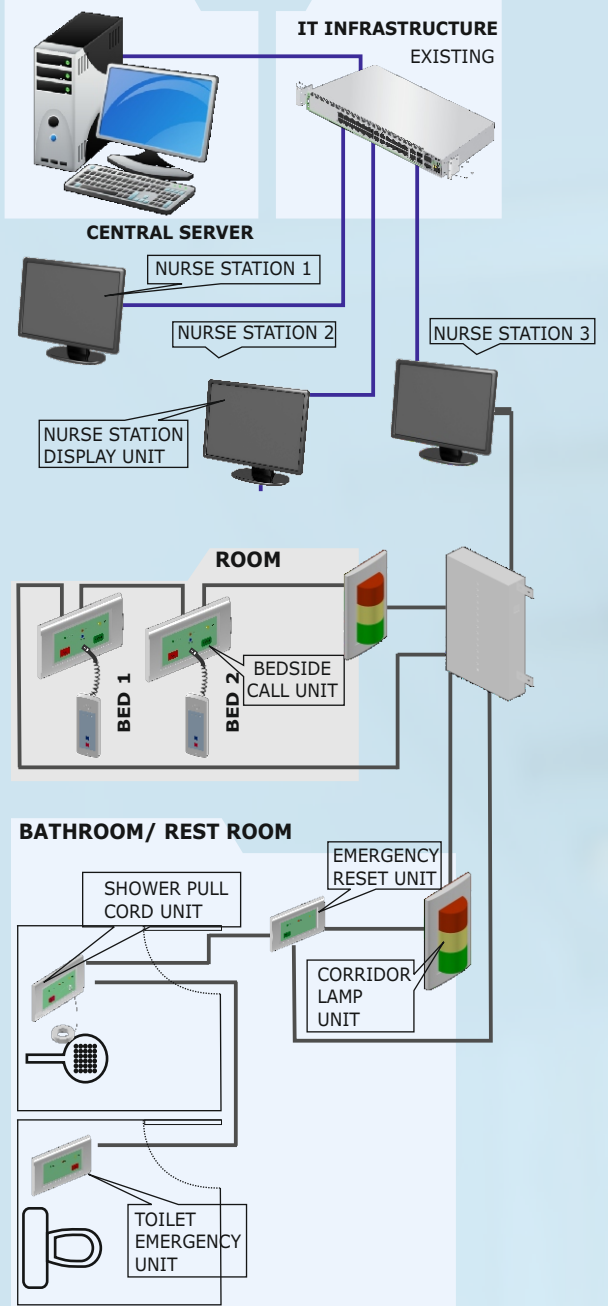


Emergency Reset Unit

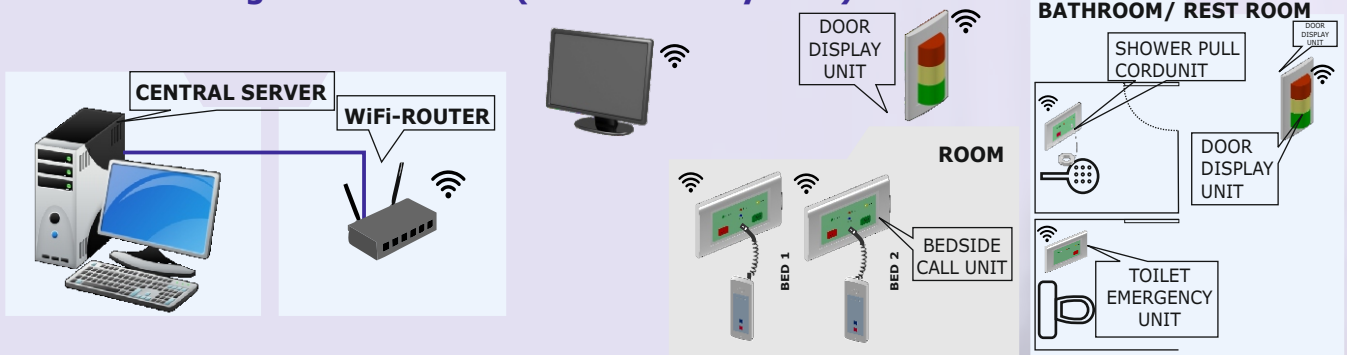


Toilet Emergency Call Unit

Wiring diagram - Wired



Connection Diagram - Wireless (WiFi Based System)



Ordering Information for INCMS R7, R7W, R8		R7	R7W	R8	Quantity
Bedside Call Unit	Bedside Call Unit is the Primary unit for making call from Bed side. It has push buttons to make Call, Cancel & Code Blue. Indication for Ready, Call, Wait & Code Blue. It also have socket suitable for Hand Set unit.	BNBCR7	BNBCR7W	BNBCR8	EACH BED=1
Handset Unit	This serves as remote device for generating normal call. It is connected to Bed Side Call Station Board. It have flexible cord of 2 meters, RJ12 Jack connector Push Buttons for Call. LED indications for Ready, Wait are provided.	BNBHR7	BNBHR7W	BNBHR8	EACH BED=1
Corridor lamp Unit	Door Display Unit is to indicate of status of calls at room. It consists of cluster of LEDs. To Indicate Ready- White, for Pending Call - Yellow- Blinking, for Code Blue Pending- blue- Blinking, for Emergency - Red. This module is connected between HUB & Bedside call unit.	BNCLR7	BNCLR7W	BNCLR8	EACH ROOM=1
Emergency Reset Unit	Toilet Emergency Reset unit is to re-set call received from Toilet Pull Cord Unit. Re-push buttons and indicator for Ready, Call, Waits are provided. It is fixed outside toilet.	BNTRR7	BNTRR7W	BNTRR8	EACH TOILET=1
Toilet Emergency Call Unit	Toilet Emergency Call & Reset unit is to make call from Toilet & re-set call received from Toilet. It has call & Re-push buttons and indicator for Ready, Call, Waits are provided. It is fixed inside toilet beside WC.	BNTCRR7	BNTCRR7W	BNTCRR8	EACH TOILET=1
Shower Pull Cord Unit	Shower Pull button unit is for making call from bathroom. It has integrated operating elements such as call pull cord micro switch, push button and three indicators ready, call wait. Calls from Toilet are automatically treated as Emergency call. Corridor Lamp unit indicates in red and Nurse call display also displays as emergency call.	BNSPR7	BNSPR7W	BNSPR8	Each bathroom 1
System Switch	System switch is for R7. It is a IP pass device. It connects various devices. It contains 12 port RJ-45 Connections with LED indicators. It also has SMPS and powers all connected devices. It is to be installed near Nurse Station.	BNSSR7	BNSSR7W	BNSSR8	Each Nurse Station-1
Wi-Fi Router	2.4 Ghz. Single band 300 Mbps with external Antenna, 64 MB RAM		BNSWR7W		Each Nurse Station-1
Nurse Station Display unit	LCD Display unit installed at the Nurse Station to display status of pending calls and disconnected calls. Standard screen size is 16" with built in speaker.	BNNDR7	BNNDR7W	BNNDR8	Each Nurse Station-1
	.. With wireless module.. Compact Nurse station with 7" LCD touchscreen display unit				

BAID POWER SERVICES Pvt. Ltd.



152, Block B, Lake Town, Kolkata-700089, West Bengal, India.
+91 (033) 4067 8112, +91 (033) 2521 0322, info@indiapowerhouse.net,
Visit us at: www.baidpower.com

REGISTERED OEM SELLER



Efficient • Transparent • Inclusive